

Capacity and Performance Summary

As of the schedule dated September 30, the total number of international flights scheduled per week is: 167 flights in October 2024, 155 flights in November 2024, and 171 flights in December 2024.

- ➔ Nadi Airport is scheduled for a total of 1,451 flights in October, 1,303 flights in November, and 1,506 flights in December. These flights have a total available capacity of 312.4K one-way seats for October, 281.2 one-way seats for November, and 327.2 one-way seats for December.
- ➔ Nausori Airport is scheduled for a total of 28 flights in October and 26 flights in both November and December. The scheduled flights have a total available capacity of 1.9K one-way seats for October and 1.8k one-way seats for November and December.

Fiji-International: Flights per week each way

Nadi International Airport:

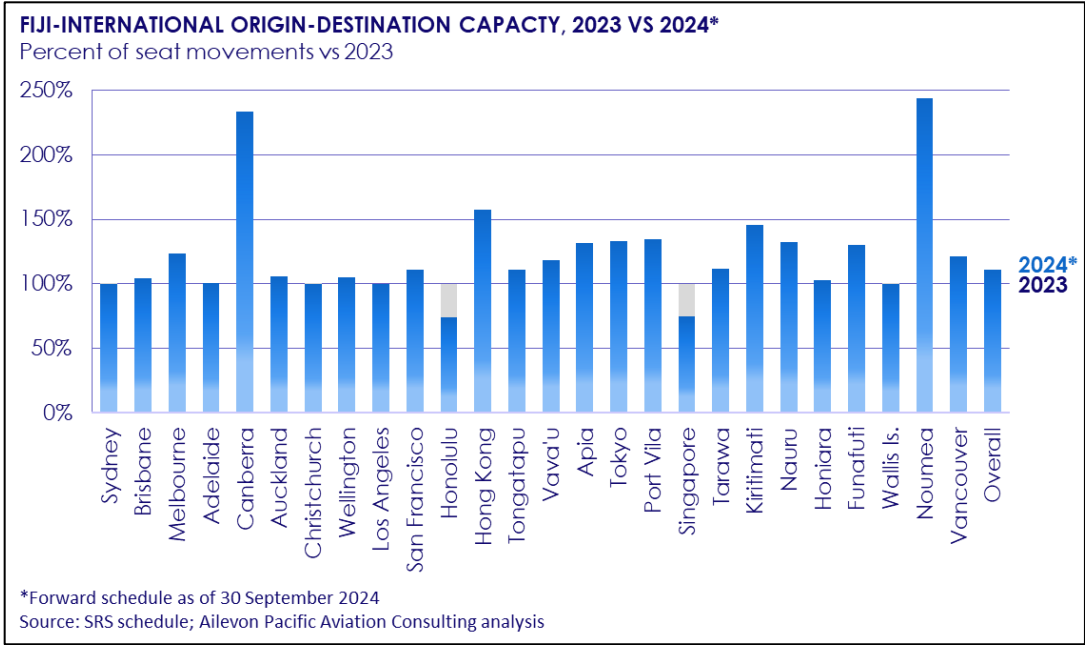
Destination	Oct-24	Nov-24	Dec-24
Australia			
Sydney	32	32	33
Melbourne	17	16	18
Brisbane	16	15	17
Adelaide	2	2	2
Canberra	3	3	3
New Zealand			
Auckland	28	22	26
Wellington	3	3	3
Christchurch	4	3	3
North America			
Los Angeles	7	7	7
San Francisco	3	3	5
Vancouver	2	2	3
Pacific Island			
Nauru	1	1	1
Apia	10	9	9
Tonga	6	6	7
Port Vila	7	7	7
Tarawa	2	2	3
Honiara	3	3	3
Wallis Is.	1	1	1
Noumea	2	2	2
Kiritimati	1	1	1
Vava'u	4	2	3
Tahiti	1	1	1
Funafuti	1	1	1
Rest of the World			
Singapore	2	2	2
Tokyo	2	2	2

Hong Kong	3	3	4
Honolulu	1	1	1
Nadi	164	152	168

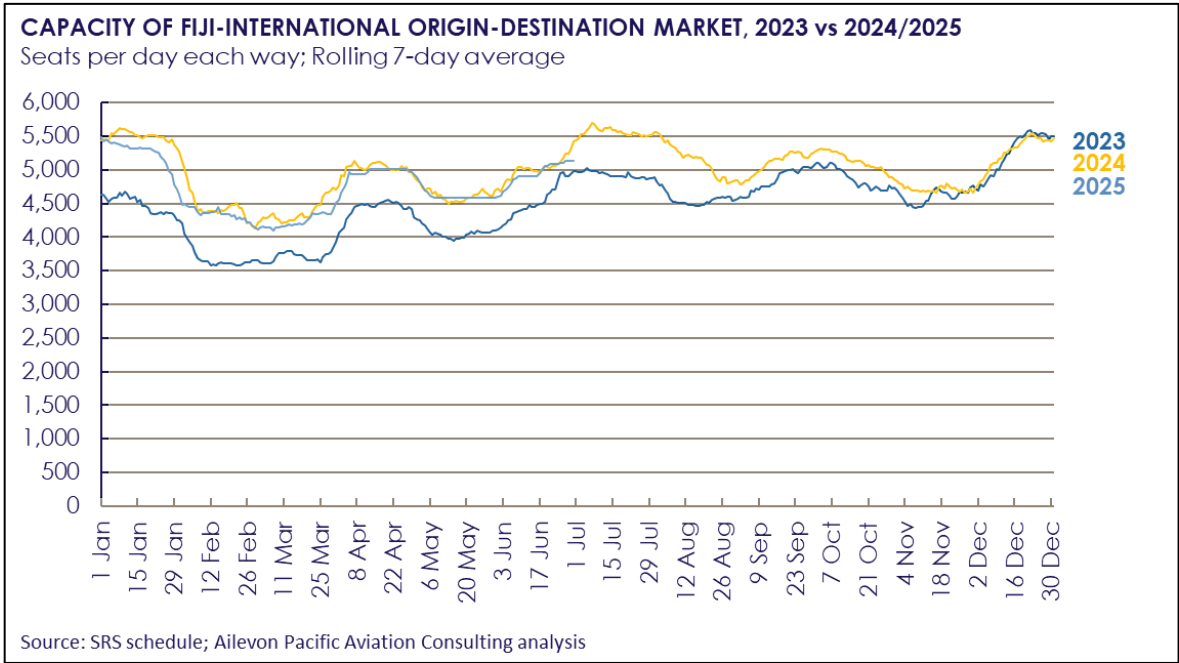
Nausori International Airport:

Destination	Oct-24	Nov-24	Dec-24
Funafuti	3	3	3
Suva	3	3	3

Recovery of Fiji-International Capacity

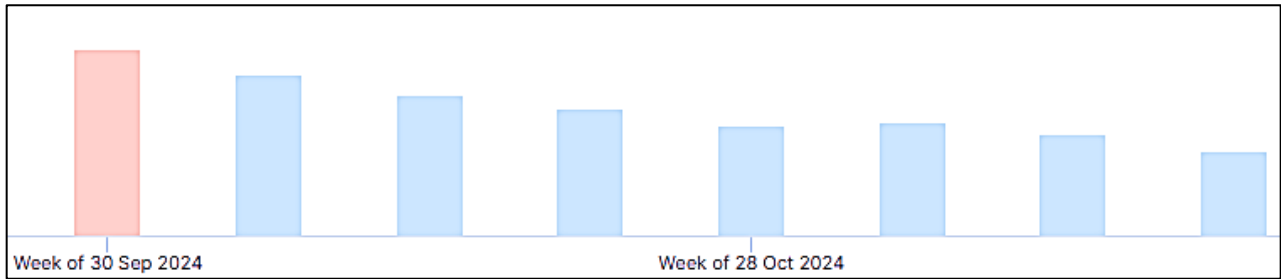


Fiji-International Seat Movement, 2023 v. 2024



Market Outlook: October 2024 to December 2024

Market Demand by Stay Date:



➔ Australia, New Zealand, United States, and Japan are the top markets searching for flights to Fiji, with an average length of stay of seven days.

Top Countries Searching for Flights to Fiji:

Top 10 countries searching for flights	Top 10 countries searching for flights %	Average LOS
Australia	50.6%	6.6
New Zealand	13.7%	6.2
United States	4.9%	7.5
Japan	4.5%	5.3
United Kingdom	3.5%	7.9
India	2.7%	6.4
South Korea	2.2%	6.1
Hong Kong	1.6%	6.4
Canada	1.6%	6.8
Singapore	1.3%	6.1

➔ Compared to last month, flight searches have increased from New Zealand (+0.4%), Japan (+0.6%) and United Kingdom (+0.2%), and decreased from Australia (-2.3%) and United Kingdom (-0.9%).

Length of Stay:

LOS1	1.0%
LOS 2	3.4%
LOS 3	8.5%
LOS 4-7	55.9%
LOS 8-14	31.1%

➔ There has been a decrease in searches for stays of four to seven days (-0.6%) and an increase in searches for stays of eight to fourteen days (+0.2%).