

## Capacity and Performance Summary

According to the schedule for August 28th the total number of international flights scheduled per week is: 172 flights in September 2024, 167 flights in October 2024, and 155 flights in November 2024.

- ➔ Nadi Airport is scheduled for a total of 1,454 flights in September, 1,453 flights in October and 1,305 flights in November. These flights have a total available capacity of 306.2K one-way seats for September, 313.2k one-way seats for October, and 281.3k one-way seats for November.
- ➔ Nausori Airport is scheduled for a total of 24 flights in September, 84 flights in October, and 26 flights in November. The scheduled flights have a total available capacity of 1.6K one-way seats for September, 1.9K one-way seats for October, and 1.8k one-way seats for November.

### Fiji-International: Flights per week each way

#### Nadi International Airport:

Destination	Sep-24	Oct-24	Nov-24
<b>Australia</b>			
Sydney	31	32	32
Melbourne	19	17	16
Brisbane	19	16	15
Adelaide	2	2	2
Canberra	3	3	3
<b>New Zealand</b>			
Auckland	28	28	22
Wellington	3	3	3
Christchurch	4	4	3
<b>North America</b>			
Los Angeles	7	7	7
San Francisco	3	3	3
Vancouver	2	2	2
<b>Pacific Island</b>			
Nauru	1	1	1
Apia	9	10	9
Tonga	6	6	6
Port Vila	7	7	7
Tarawa	2	2	2
Honiara	3	3	3
Wallis Is.	1	1	1
Noumea	2	2	2
Kiritimati	1	1	1
Vava'u	6	4	2
Tahiti	1	1	1
Funafuti	1	1	1
<b>Rest of the World</b>			
Singapore	2	2	2
Tokyo	2	2	2

Hong Kong	3	3	3
Honolulu	1	1	1
<b>Nadi</b>	<b>169</b>	<b>164</b>	<b>152</b>

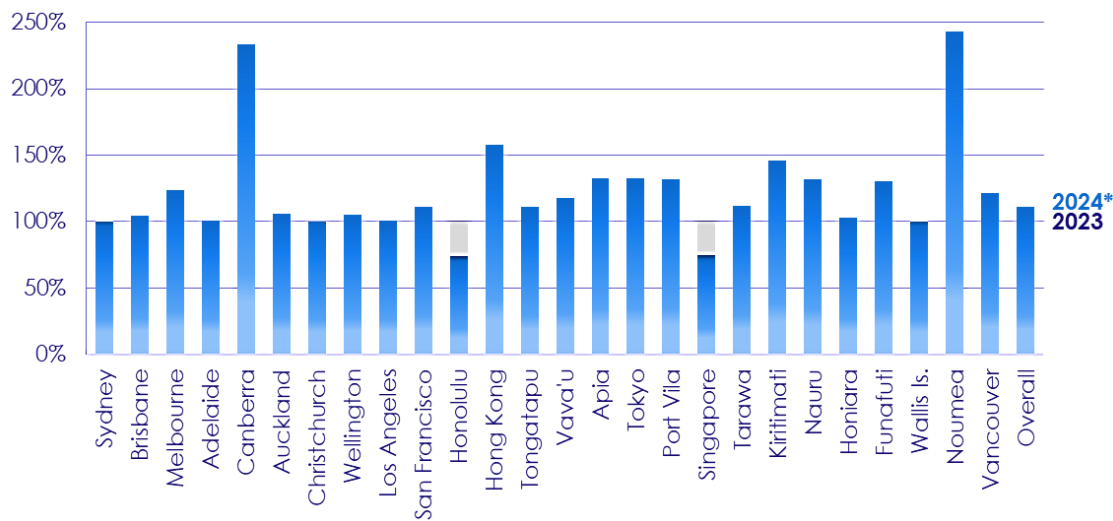
#### Nausori International Airport:

Destination	Sep-24	Oct-24	Nov-24
Funafuti	3	3	3
Suva	3	3	3

### Recovery of Fiji-International Capacity

#### FIJI-INTERNATIONAL ORIGIN-DESTINATION CAPACITY, 2023 VS 2024\*

Percent of seat movements vs 2023



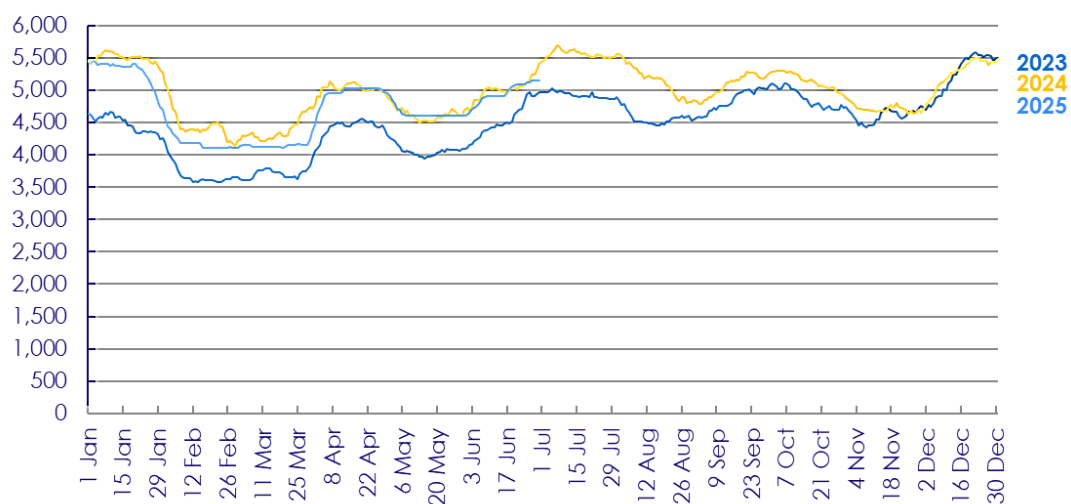
\*Forward schedule as of 26 August 2024

Source: SRS schedule; Ailevon Pacific Aviation Consulting analysis

### Fiji-International Seat Movement, 2023 v. 2024

#### CAPACITY OF FIJI-INTERNATIONAL ORIGIN-DESTINATION MARKET, 2023 vs 2024/2025

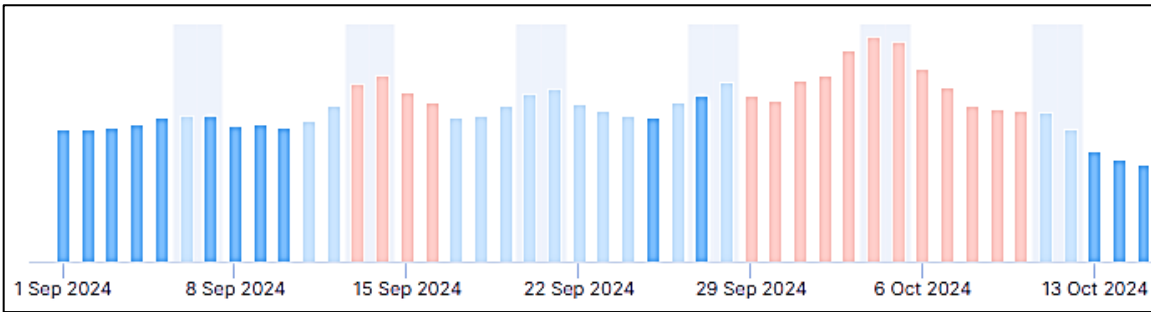
Seats per day each way; Rolling 7-day average



Source: SRS schedule; Ailevon Pacific Aviation Consulting analysis

Market Outlook: September 2024 to November2024

Market Demand by Stay Date:



➔ Australia, New Zealand, Japan, United Kingdom, and the United States are the top markets searching for flights to Fiji, with an average length of stay of seven days.

Top Countries Searching for Flights to Fiji: September 2024 to November2024

Top 10 countries searching for flights	Top 10 countries searching for flights %	Average LOS
Australia	49.9%	6.5
New Zealand	15.6%	6.2
United States	3.9%	7.2
Japan	3.8%	5.1
United Kingdom	3.7%	8.0
India	2.2%	6.3
Hong Kong	1.6%	6.3
Italy	1.6%	7.2
South Korea	1.4%	5.9
Singapore	1.4%	6.6

➔ Compared to last month, flight searches have increased from United Kingdom (+0.2%) and decreased from the Australia (-0.3%) and New Zealand (-1.3%).

Length of Stay:

LOS1	1.2%
LOS 2	3.6%
LOS 3	9.3%
LOS 4-7	56.8%
LOS 8-14	29.2%

➔ There has been a decrease in searches for stays of eight to fourteen days (-1.6%) and an increase in searches for stay of four to seven days (+0.6%).