

## Capacity and Performance Summary

According to the schedule for July 22nd the total number of international flights scheduled per week is: 168 flights in August 2024, 173 flights in September 2024, and 168 flights in October 2024.

- ➔ Nadi Airport is scheduled for a total of 1,472 flights in August, 1,465 flights in September and 1,466 flights in October. These flights have a total available capacity of 314K one-way seats for August, 308.1k one-way seats for September, and 316.4k one-way seats for October.
- ➔ Nausori Airport is scheduled for a total of 28 flights in August, 24 flights in September, and 28 flights in October. The scheduled flights have a total available capacity of 1.9K one-way seats for August, 1.6K one-way seats for September, and 1.9k one-way seats for October.

### Fiji-International: Flights per week each way

#### Nadi International Airport:

Destination	Aug-24	Sep-24	Oct-24
<b>Australia</b>			
Sydney	32	31	32
Melbourne	16	19	17
Brisbane	15	19	16
Adelaide	2	2	2
Canberra	3	3	3
<b>New Zealand</b>			
Auckland	28	28	28
Wellington	2	3	3
Christchurch	4	4	4
<b>North America</b>			
Los Angeles	7	7	7
San Francisco	3	3	3
Vancouver	2	2	2
<b>Pacific Island</b>			
Nauru	2	2	2
Apia	9	9	10
Tonga	7	6	6
Port Vila	7	7	7
Tarawa	2	2	2
Honiara	3	3	3
Wallis Is.	1	1	1
Noumea	2	2	2
Kiritimati	1	1	1
Vava'u	6	6	4
Tahiti	1	1	1
Funafuti	1	1	1
<b>Rest of the World</b>			
Singapore	2	2	2
Tokyo	2	2	2

Hong Kong	4	3	3
Honolulu	1	1	1
<b>Nadi</b>	<b>165</b>	<b>170</b>	<b>165</b>

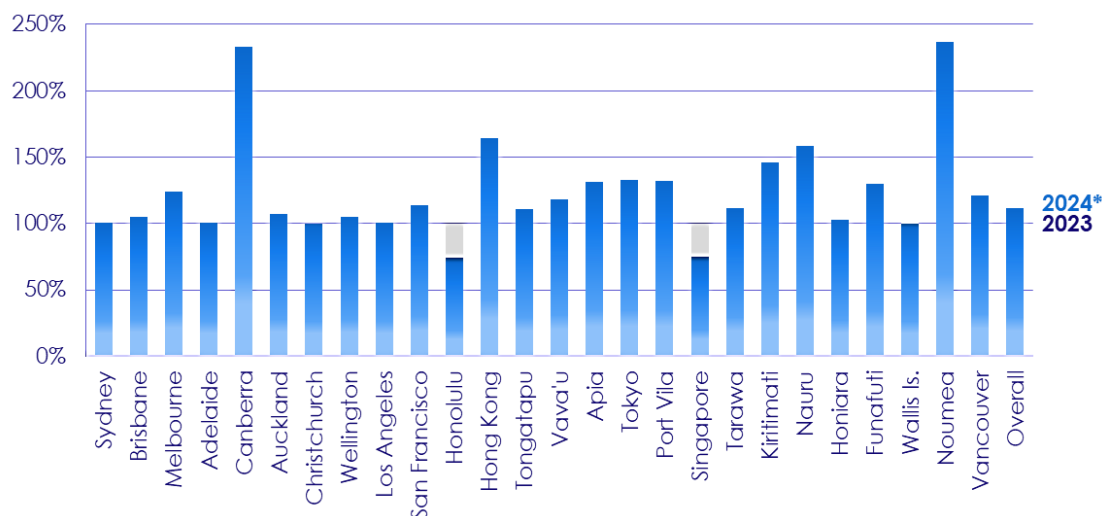
#### Nausori International Airport:

Destination	Aug-24	Sep-24	Oct-24
Funafuti	3	3	3
Suva	3	3	3

### Recovery of Fiji-International Capacity

#### FIJI-INTERNATIONAL ORIGIN-DESTINATION CAPACITY, 2023 VS 2024\*

Percent of seat movements vs 2023



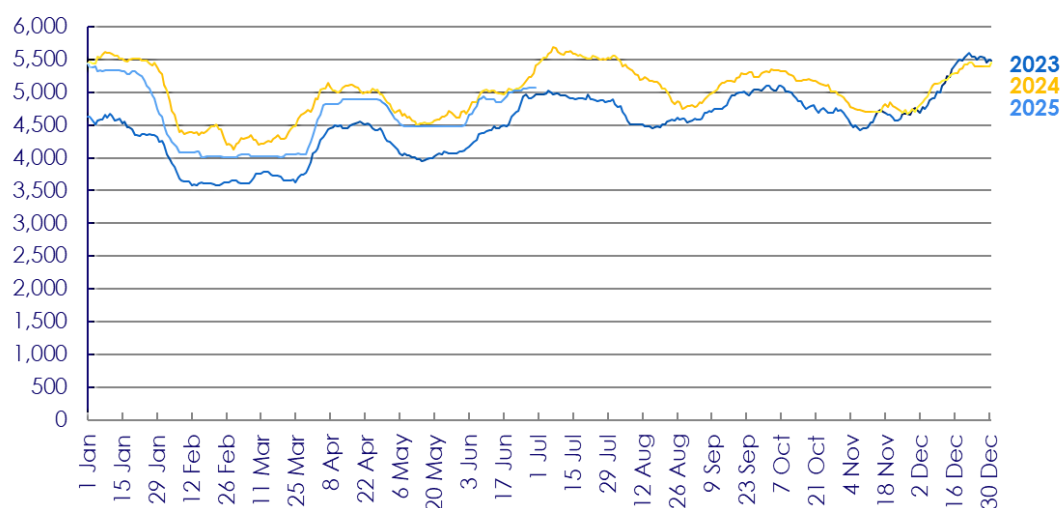
\*Forward schedule as of 22 July 2024

Source: SRS schedule; Ailevon Pacific Aviation Consulting analysis

### Fiji-International Seat Movement, 2023 v. 2024

#### CAPACITY OF FIJI-INTERNATIONAL ORIGIN-DESTINATION MARKET, 2023 vs 2024/2025

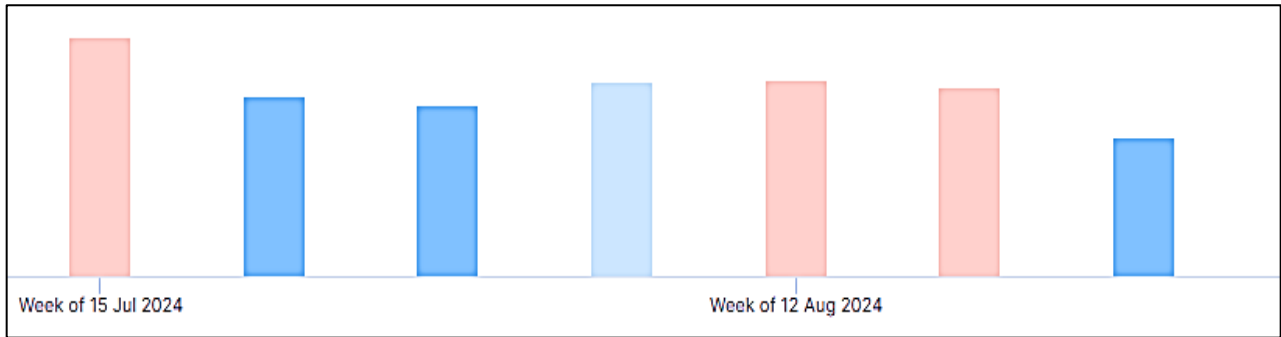
Seats per day each way; Rolling 7-day average



Source: SRS schedule; Ailevon Pacific Aviation Consulting analysis

Market Outlook: August 2024 to October2024

Market Demand by Stay Date:



➔ Australia, New Zealand, Japan, and the United States are the top markets searching for flights to Fiji, with an average length of stay of seven days.

Top Countries Searching for Flights to Fiji: August 2024 to October2024

Top 10 countries searching for flights	Top 10 countries searching for flights %	Average LOS
Australia	45.4%	6.5
New Zealand	16.0%	6.0
Japan	5.6%	5.5
United States	4.2%	7.6
United Kingdom	4.1%	8.6
South Korea	2.7%	6.4
India	2.5%	6.2
Hong Kong	1.9%	5.9
Italy	1.5%	8.4
Singapore	1.5%	6.6

➔ Compared to last month, flight searches have increased from New Zealand (+1.2%) and the United Kingdom (+0.6%), and decreased from the United States (-0.6%).

Length of Stay:

LOS1	0.9%
LOS 2	3.6%
LOS 3	9.2%
LOS 4-7	58.2%
LOS 8-14	28.1%

➔ There has been a decrease in searches for stays of eight to fourteen days (-3.7%) and an increase in searches for stay of four to seven days (+1.9%).