

Capacity and Performance Summary

According to the schedule for June 24th, the total number of international flights scheduled per week is: 184 flights in July 2024, 169 flights in August 2024, and 175 flights in September 2024.

- ➔ Nadi Airport is scheduled for a total of 1,598 flights in July, 1,474 flights in August and 1,477 flights in September. These flights have a total available capacity of 341.3K one-way seats for July, 310.8k one-way seats for August, and 308.6k one-way seats for September.
- ➔ Nausori Airport is scheduled for a total of 26 flights in July, 28 flights in August, and 24 flights in September. The scheduled flights have a total available capacity of 1.8K one-way seats for July, 1.9K one-way seats for August, and 1.6k one-way seats for September.

Fiji-International: Flights per week each way

Nadi International Airport:

Destination	Jul-24	Aug-24	Sep-24
Australia			
Sydney	33	32	32
Melbourne	18	16	19
Brisbane	16	15	19
Adelaide	2	2	2
Canberra	3	3	3
New Zealand			
Auckland	34	28	29
Wellington	4	2	3
Christchurch	4	4	4
North America			
Los Angeles	7	7	7
San Francisco	5	4	3
Vancouver	3	2	2
Pacific Island			
Nauru	2	2	2
Apia	9	9	9
Tonga	8	7	6
Port Vila	7	7	7
Tarawa	3	2	2
Honiara	3	3	3
Wallis Is.	1	1	1
Noumea	2	2	2
Kiritimati	1	1	1
Vava'u	5	6	6
Tahiti	1	1	1
Funafuti	1	1	1
Rest of the World			
Singapore	2	2	2
Tokyo	2	2	2

Hong Kong	4	4	3
Honolulu	1	1	1
Nadi	181	166	172

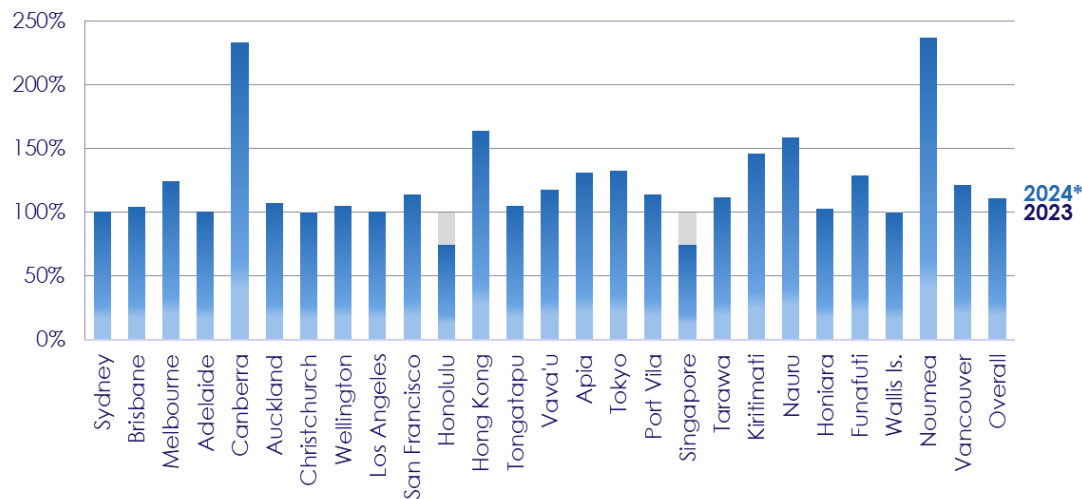
Nausori International Airport:

Destination	Jul-24	Aug-24	Sep-24
Funafuti	3	3	3
Suva	3	3	3

Recovery of Fiji-International Capacity

FIJI-INTERNATIONAL ORIGIN-DESTINATION CAPACITY, 2023 VS 2024*

Percent of seat movements vs 2023



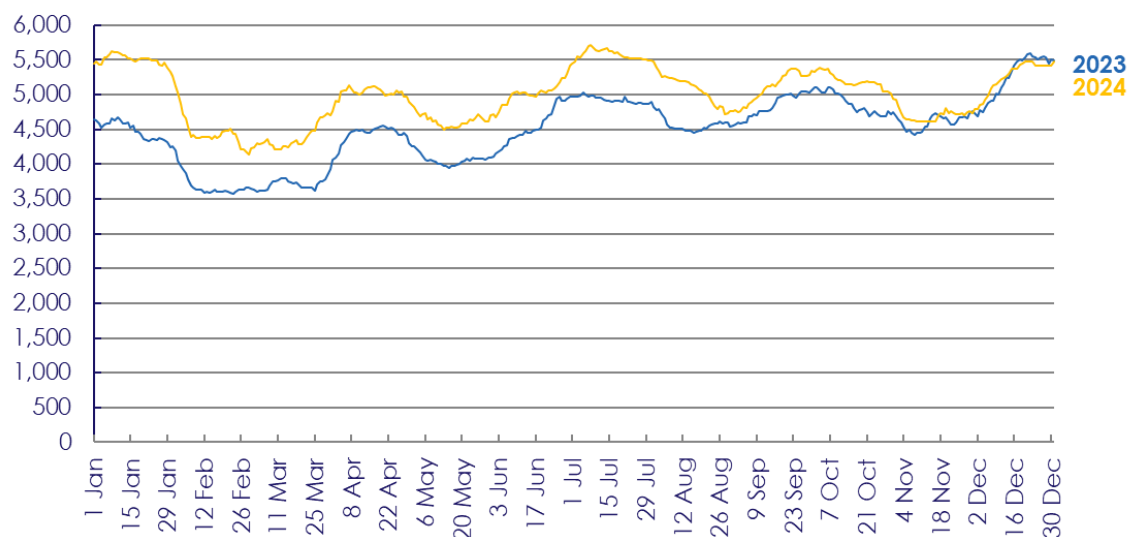
*Forward schedule as of 24 June 2024

Source: SRS schedule; Ailevon Pacific Aviation Consulting analysis

Fiji-International Seat Movement, 2023 v. 2024

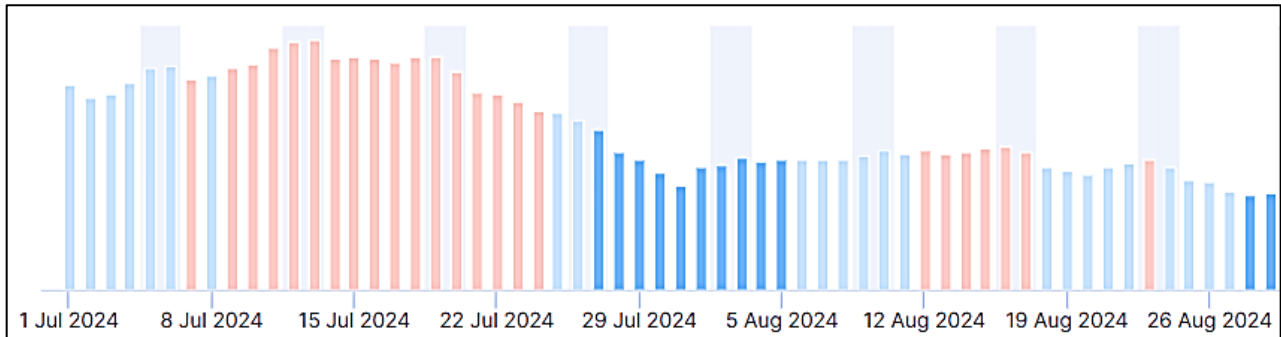
CAPACITY OF FIJI-INTERNATIONAL ORIGIN-DESTINATION MARKET, 2023 vs 2024

Seats per day each way; Rolling 7-day average



Source: SRS schedule; Ailevon Pacific Aviation Consulting analysis

Market Outlook: July 2024 to September 2024
Market Demand by Stay Date:



➔ Australia, New Zealand, Japan, and the United Kingdom are the top markets searching for flights to Fiji, with an average length of stay of seven days.

Top Countries Searching for Flights to Fiji: July 2024 to September 2024

Top 10 countries searching for flights	Top 10 countries searching for flights %	Average LOS
Australia	48.2%	6.6
New Zealand	15.4%	6.4
Japan	6.8%	5.5
United Kingdom	4.1%	8.4
United States	3.6%	7.7
Hong Kong	2.1%	6.6
India	2.1%	6.2
South Korea	1.7%	5.8
Singapore	1.6%	6.4
Canada	1.5%	6.9

➔ Compared to last month, flight searches have increased from Australia (+1.4%) and decreased from United Kingdom (-0.5%) and Japan (-0.4%).

Length of Stay:

LOS1	1.2%
LOS 2	3.1%
LOS 3	8.0%
LOS 4-7	57.3%
LOS 8-14	30.3%

➔ There has been a decrease in searches for stays of four to seven days (-0.7%) and eight to fourteen days (-0.4%).