

## Capacity and Performance Summary

According to the schedule for May 27th, the total number of international flights scheduled per week is: 172 flights in June 2024, 188 flights in July 2024 and 171 flights in August 2024.

- ➔ Nadi Airport is scheduled for a total of 1,441 flights in June, 1,618 flights in July and 1,492 flights in August. These flights have a total available capacity of 306.1K one-way seats for June, 343.3k one-way seats for July, and 314.4k one-way seats for August.
- ➔ Nausori Airport is scheduled for a total of 24 flights in June, 26 flights in July, and 28 flights in August. The scheduled flights have a total available capacity of 1.6K one-way seats for June, 1.8K one-way seats for July, and 1.9k one-way seats for August.

### Fiji-International: Flights per week each way

#### Nadi International Airport:

Destination	Jun-24	Jul-24	Aug-24
<b>Australia</b>			
Sydney	32	33	32
Melbourne	17	18	16
Brisbane	16	17	15
Adelaide	2	2	2
Canberra	3	3	3
<b>New Zealand</b>			
Auckland	29	34	28
Wellington	3	4	2
Christchurch	4	4	4
<b>North America</b>			
Los Angeles	7	7	7
San Francisco	4	5	4
Vancouver	2	3	2
<b>Pacific Island</b>			
Nauru	2	2	2
Apia	9	9	9
Tonga	7	8	7
Port Vila	7	7	7
Tarawa	2	3	2
Honiara	3	3	3
Wallis Is.	1	1	1
Noumea	4	4	4
Kiritimati	1	1	1
Vava'u	4	5	6
Tahiti	1	1	1
Funafuti	1	1	1
<b>Rest of the World</b>			
Singapore	2	2	2
Tokyo	2	2	2

Hong Kong	3	4	4
Honolulu	1	1	1
<b>Nadi</b>	<b>169</b>	<b>184</b>	<b>168</b>

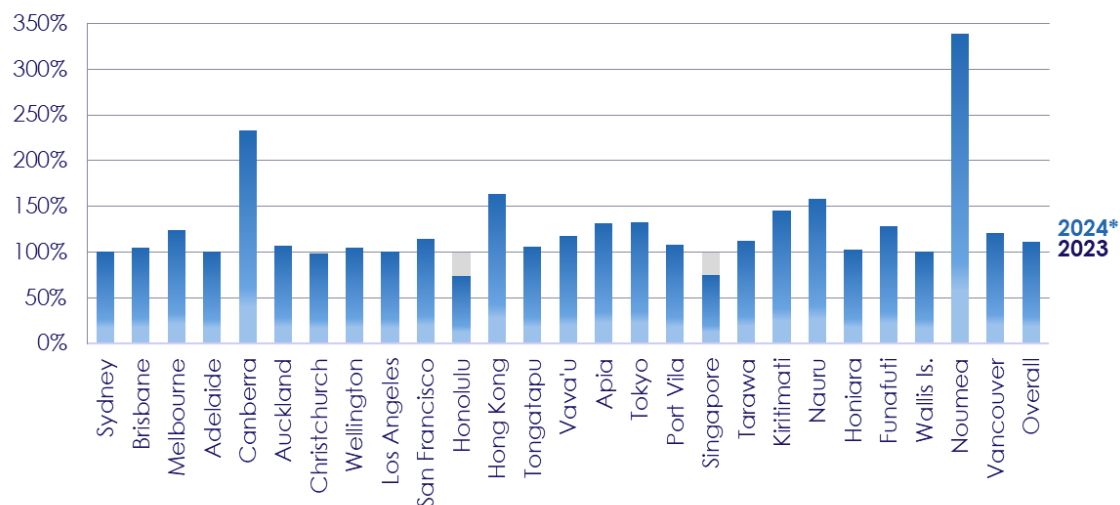
#### Nausori International Airport:

Destination	Jun-24	Jul-24	Aug-24
Funafuti	3	3	3
Suva	3	3	3

### Recovery of Fiji-International Capacity

#### FIJI-INTERNATIONAL ORIGIN-DESTINATION CAPACITY, 2023 VS 2024\*

Percent of seat movements vs 2023



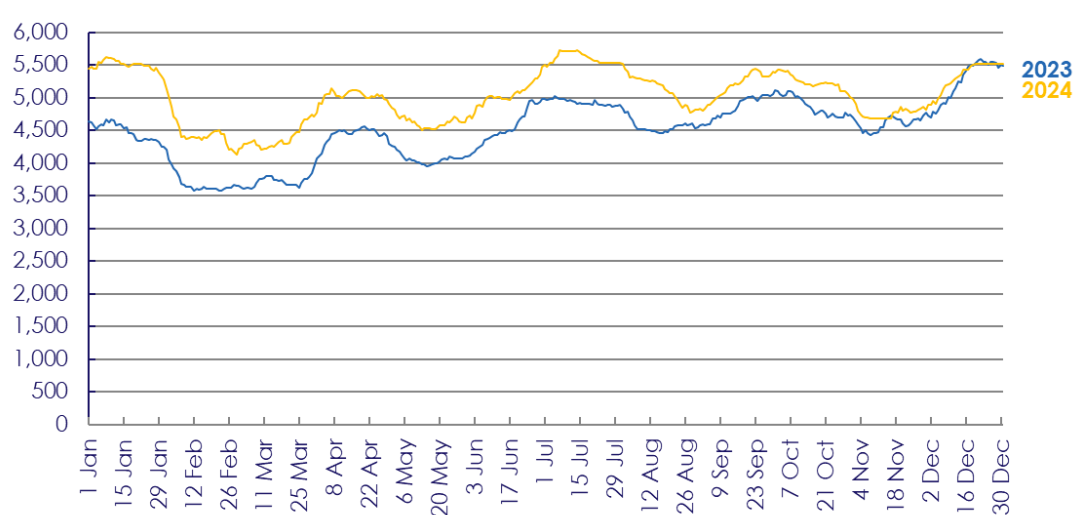
\*Forward schedule as of 27 May 2024

Source: SRS schedule; Ailevon Pacific Aviation Consulting analysis

### Fiji-International Seat Movement, 2023 v. 2024

#### CAPACITY OF FIJI-INTERNATIONAL ORIGIN-DESTINATION MARKET, 2023 vs 2024

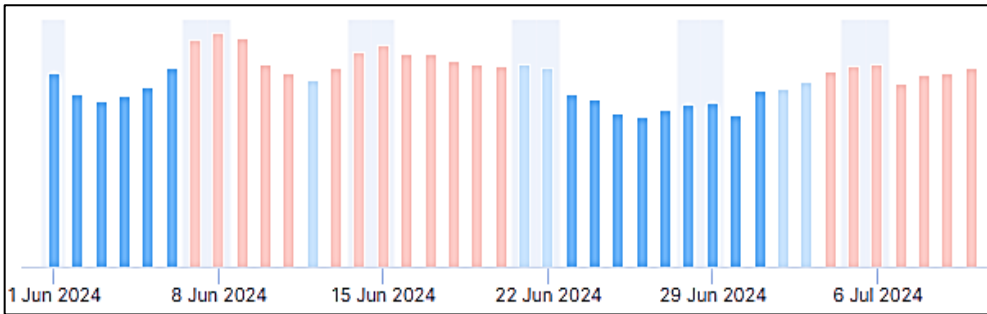
Seats per day each way; Rolling 7-day average



Source: SRS schedule; Ailevon Pacific Aviation Consulting analysis

Market Outlook: June 2024 to Aug 2024

Market Demand by Stay Date:



➔ Australia, New Zealand, the United States, and Japan are the top markets searching for flights to Fiji, with an average length of stay of seven days.

Top Countries Searching for Flights to Fiji: June 2024 to August 2024

Top 10 countries searching for flights	Top 10 countries searching for flights %	Average LOS
Australia	49.1%	6.6
New Zealand	15.6%	6.7
United States	6.0%	7.8
Japan	5.3%	5.5
United Kingdom	3.1%	8.5
India	2.2%	6.2
Hong Kong	2.1%	7.0
Canada	1.8%	7.5
Singapore	1.5%	6.5
South Korea	1.5%	5.7

➔ Compared to last month, flight searches have increased from New Zealand (+1.1%) and India (+0.3%) and decreased from Australia (-1.5%) and Japan (-0.8%).

Length of Stay:

LOS 1	1.1%
LOS 2	3.1%
LOS 3	8.5%
LOS 4-7	55.4%
LOS 8-14	31.9%

➔ There has been a decrease in searches for stays of four to seven days (-0.4%) and eight to fourteen days (-0.3%).