

## Capacity and Performance Summary

According to the schedule for 22/04, the total number of international flights scheduled per week is: 148 flights in May 2024, 174 flights in June 2024 and 187 flights in July 2024.

- ➔ Nadi Airport is scheduled for a total of 1,305 flights in May, 1,459 flights in June and 1,620 flights in July. These flights have a total available capacity of 286K one-way seats for May, 309k one-way seats for June, and 343.5k one-way seats for July.
- ➔ Nausori Airport is scheduled for a total of 26 flights until July 2024. The scheduled flights have a total available capacity of 1.8K one-way seats until July 2024.

### Fiji-International: Flights per week each way Nadi International Airport:

Destination	May-24	Jun-24	Jul-24
<b>Australia</b>			
Sydney	29	32	33
Melbourne	16	17	18
Brisbane	14	16	17
Adelaide	2	2	2
Canberra	2	3	3
<b>New Zealand</b>			
Auckland	22	29	34
Wellington	2	3	4
Christchurch	2	4	4
<b>North America</b>			
Los Angeles	7	7	7
San Francisco	3	4	5
Vancouver	2	2	3
<b>Pacific Island</b>			
Nauru	2	2	2
Apia	9	9	9
Tonga	6	7	8
Port Vila	5	8	8
Tarawa	2	2	2
Honiara	3	3	3
Wallis Is.	1	1	1
Noumea	4	4	4
Kiritimati	1	1	1
Vava'u	1	4	5
Tahiti	1	1	1
Funafuti	1	1	1
<b>Rest of the World</b>			
Singapore	2	2	2
Tokyo	2	2	2

Hong Kong	3	4	4
Honolulu	1	1	1
<b>Nadi</b>	<b>145</b>	<b>171</b>	<b>184</b>

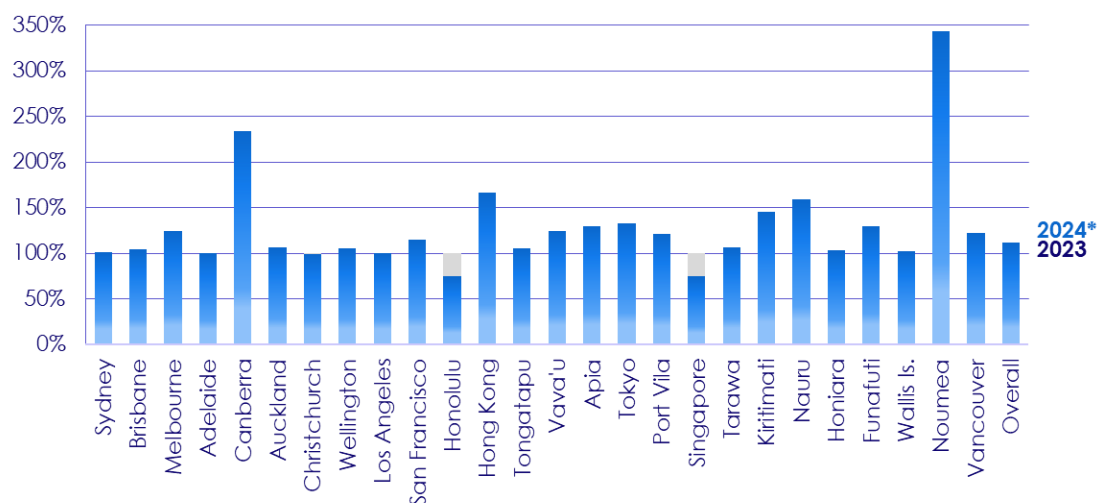
#### Nausori International Airport:

Destination	May-24	Jun-24	Jul-24
Funafuti	3	3	3
Suva	3	3	3

### Recovery of Fiji-International Capacity

#### FIJI-INTERNATIONAL ORIGIN-DESTINATION CAPACITY, 2023 VS 2024\*

Percent of seat movements vs 2023



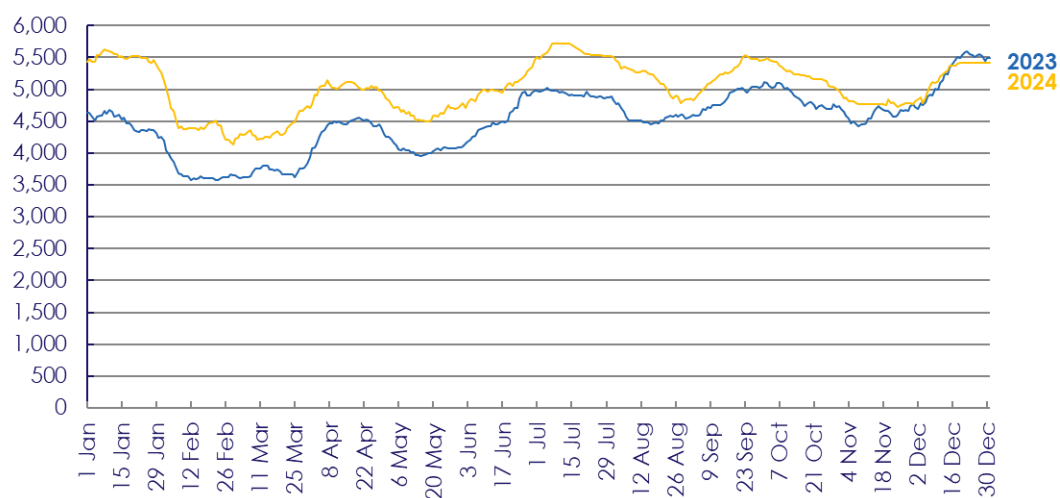
\*Forward schedule as of 22 April 2024

Source: SRS schedule; Ailevon Pacific Aviation Consulting analysis

### Fiji-International Seat Movement, 2023 v. 2024

#### CAPACITY OF FIJI-INTERNATIONAL ORIGIN-DESTINATION MARKET, 2023 vs 2024

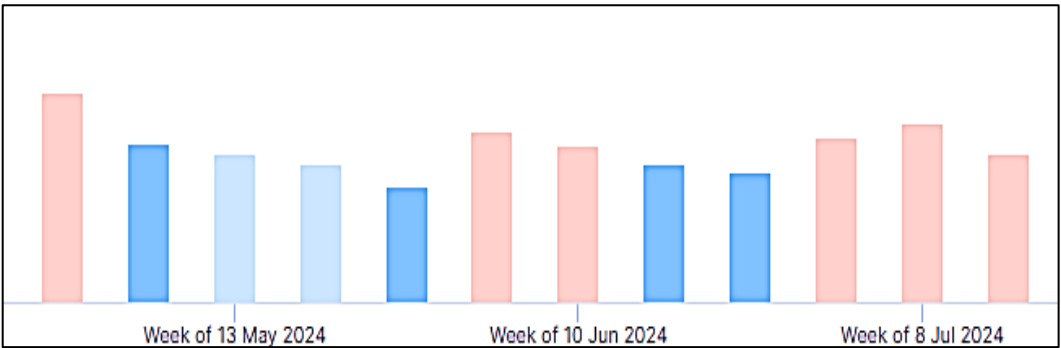
Seats per day each way; Rolling 7-day average



Source: SRS schedule; Ailevon Pacific Aviation Consulting analysis

Market Outlook: May 2024 to July 2024

Market Demand by Stay Date:



➔ Australia, New Zealand, the United States, Japan, and the United Kingdom are the top markets that are searching for flights to Fiji, with an average length of stay of six days.

Top Countries Searching for Flights to Fiji: May 2024 to July 2024

Top 10 countries searching for flights	Top 10 countries searching for flights %	Average LOS
Australia	49.9%	6.3
New Zealand	15.1%	6.2
Japan	5.6%	5.2
United Kingdom	5.0%	8.3
United States	3.8%	7.6
Hong Kong	2.2%	6.6
India	2.1%	6.5
Singapore	1.6%	6.2
South Korea	1.1%	5.7
France	1.0%	6.2

➔ Compared to last month, flight searches have decreased from Australia (-1.3%).

Length of Stay:

LOS 1	1.0%
LOS 2	3.6%
LOS 3	9.9%
LOS 4-7	60.1%
LOS 8-14	25.4%

➔ There has been an increase in searches for stay of four to seven days (+1.3%) and a decrease in searches for stay of eight to fourteen days.