

Capacity and Performance Summary

According to the schedule for 25/03, the total number of international flights scheduled per week is: 167 flights in April 2024, 149 flights in May 2024 and 177 flights in June 2024.

- ➔ Nadi Airport is scheduled for a total of 1,416 flights in April, 1,307 flights in May, and 1,483 flights in June. These flights have a total available capacity of 299.9K one-way seats for April, 286.5k one-way seats for May, and 313.4k one-way seats for June.
- ➔ Nausori Airport is scheduled for a total of 26 flights until July 2024. The scheduled flights have a total available capacity of 1.8K one-way seats until July 2024.

Fiji-International: Flights per week each way Nadi International Airport:

Destination	Apr-24	May-24	Jun-24
Australia			
Sydney	33	29	32
Melbourne	16	16	18
Brisbane	16	14	17
Adelaide	2	2	2
Canberra	3	2	3
New Zealand			
Auckland	27	23	30
Wellington	3	2	3
Christchurch	3	2	4
North America			
Los Angeles	7	7	7
San Francisco	4	3	4
Vancouver	2	2	2
Pacific Island			
Nauru	2	2	2
Apia	9	9	9
Tonga	7	6	7
Port Vila	8	5	8
Tarawa	2	2	2
Honiara	3	3	3
Wallis Is.	1	1	1
Noumea	4	4	4
Kiritimati	1	1	1
Vava'u	1	1	4
Tahiti	1	1	1
Funafuti	1	1	1
Rest of the World			
Singapore	2	2	2
Tokyo	2	2	2

Hong Kong	3	3	4
Honolulu	1	1	1
Nadi	164	146	174

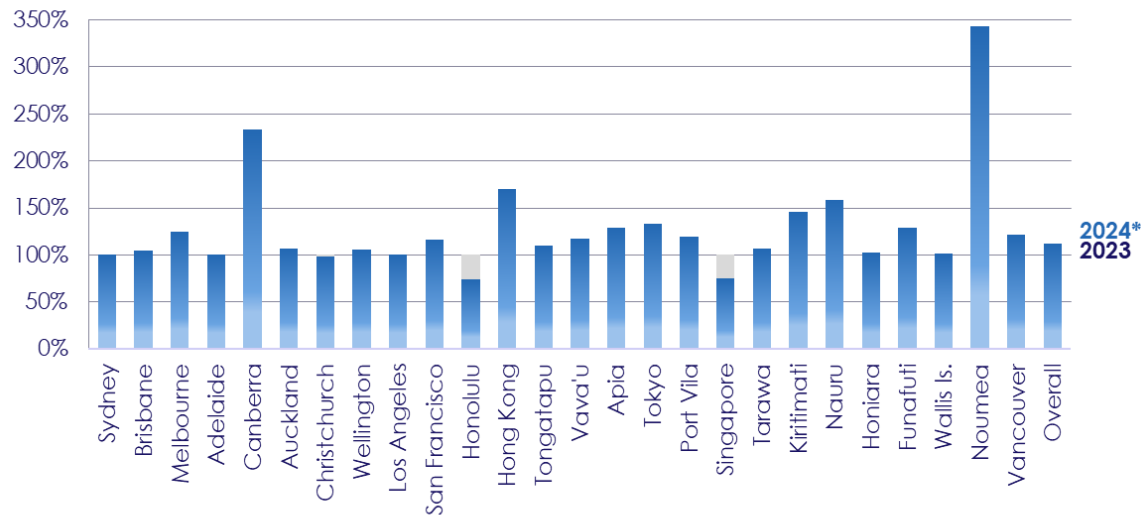
Nausori International Airport:

Destination	Apr-24	May-24	Jun-24
Funafuti	3	3	3
Suva	3	3	3

Recovery of Fiji-International Capacity

FIJI-INTERNATIONAL ORIGIN-DESTINATION CAPACITY, 2023 VS 2024*

Percent of seat movements vs 2023



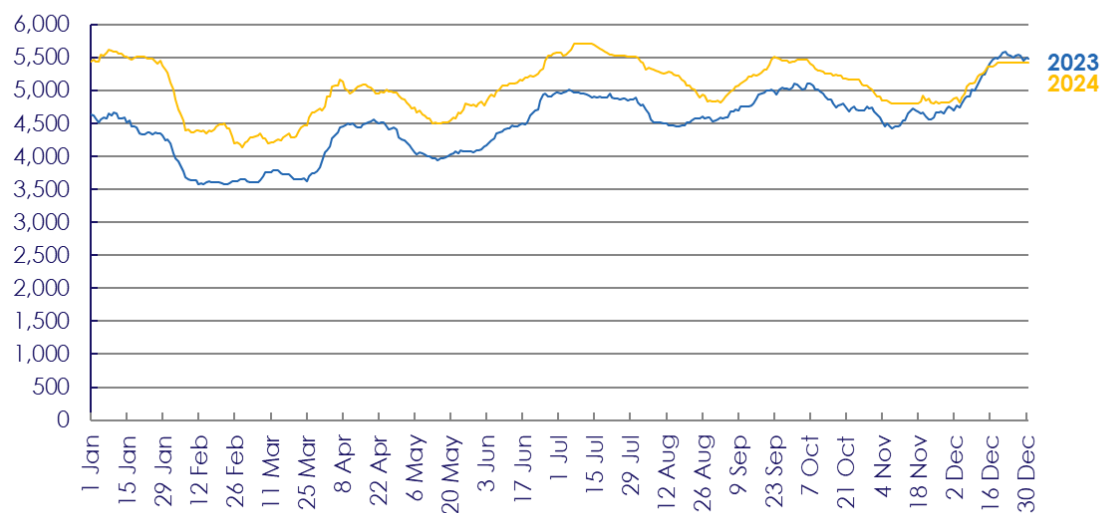
*Forward schedule as of 25 March 2024

Source: SRS schedule; Ailevon Pacific Aviation Consulting analysis

Fiji-International Seat Movement, 2023 v. 2024

CAPACITY OF FIJI-INTERNATIONAL ORIGIN-DESTINATION MARKET, 2023 vs 2024

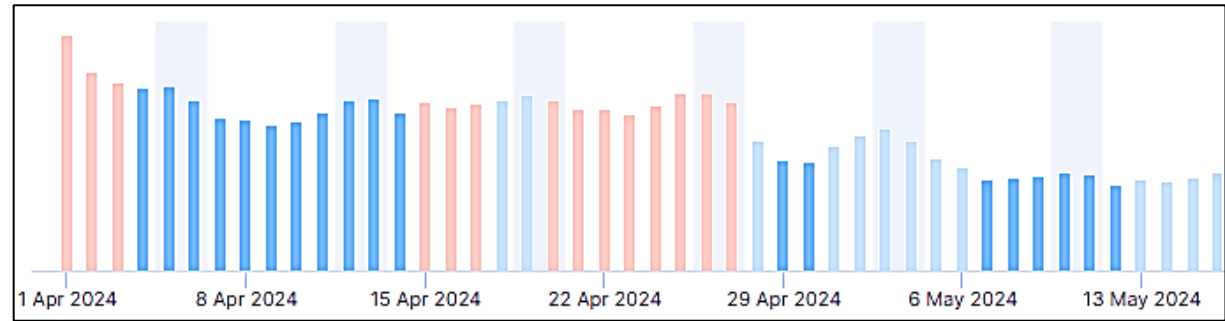
Seats per day each way; Rolling 7-day average



Source: SRS schedule; Ailevon Pacific Aviation Consulting analysis

Market Outlook: April 2024 to June 2024

Market Demand by Stay Date:



➔ Australia, New Zealand, the United States, Japan, and the United Kingdom are the top markets that are searching for flights to Fiji, with an average length of stay of six days.

Top Countries Searching for Flights to Fiji: April 2024 to June 2024

Top 10 countries searching for flights	Top 10 countries searching for flights %	Average LOS
Australia	52.0%	6.4
New Zealand	13.3%	6.1
Japan	4.4%	5.3
United States	4.3%	7.7
United Kingdom	4.3%	8.3
Hong Kong	2.1%	6.4
India	2.0%	6.4
Singapore	1.7%	6.2
Canada	1.4%	6.6
South Korea	1.2%	5.4

➔ Compared to last month, flight searches have increased from the New Zealand (+0.6%) and decreased from Australia (-1.9%).

Length of Stay:

LOS 1	0.9%
LOS 2	3.1%
LOS 3	10.5%
LOS 4-7	58.5%
LOS 8-14	27.0%

➔ Most searches have an average length of stay of four to seven days, with an increase in searches for stays of three days (+1.1%) and four to seven days (+0.4%).