

Capacity and Performance Summary

According to the schedule for 19/02, the total number of international flights scheduled per week is as follows: 146 flights in March 2024, 171 flights in April 2024 and 151 flights in April 2024.

- ➔ Nadi Airport is scheduled for a total of 1,264 flights in March, 1,438 flights in April, and 1,319 flights in May. These flights have a total available capacity of 278k one-way seats for March, 307K one-way seats for April, and 290K one-way seats for May.
- ➔ Nausori Airport is scheduled for a total of 26 flights until July 2024. The scheduled flights have a total available capacity of 1.8k one-way seats until July 2024.

Fiji-International: Flights per week each way Nadi International Airport:

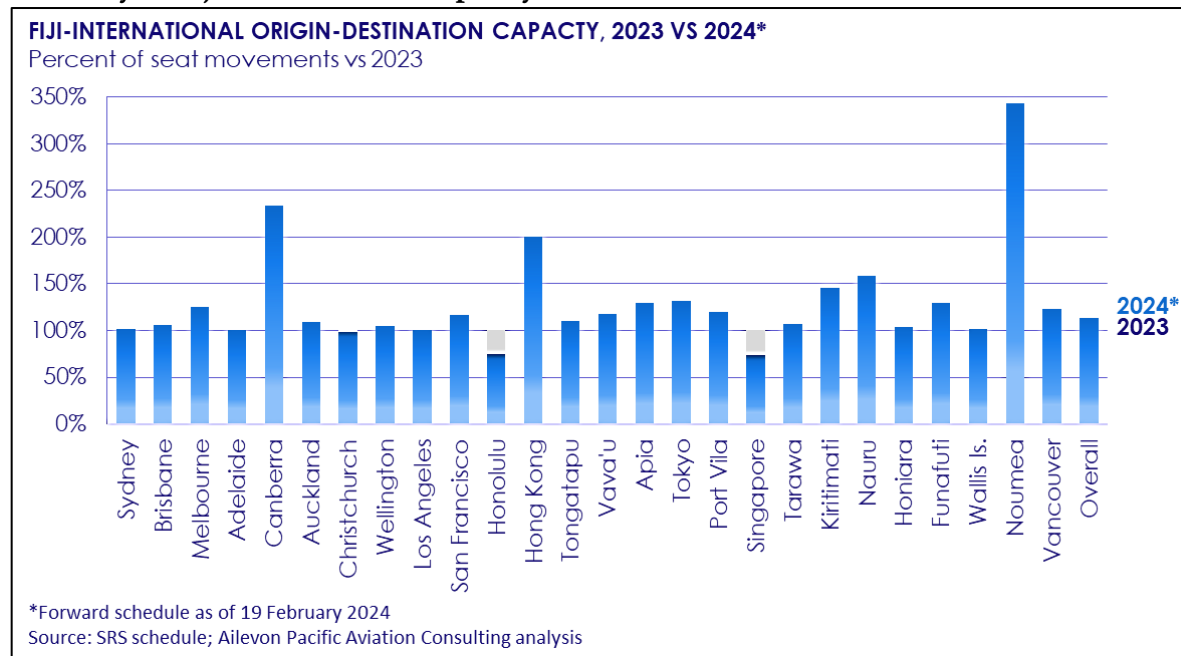
Destination	Mar-24	Apr-24	May-24
Australia			
Sydney	27	33	30
Melbourne	16	17	16
Brisbane	15	17	14
Adelaide	2	2	2
Canberra	2	3	2
New Zealand			
Auckland	20	28	23
Wellington	2	3	2
Christchurch	3	3	2
North America			
Los Angeles	7	7	7
San Francisco	3	4	3
Vancouver	2	2	2
Pacific Island			
Nauru	2	2	2
Apia	8	9	9
Tonga	6	7	6
Port Vila	5	8	5
Tarawa	2	2	2
Honiara	3	3	3
Wallis Is.	1	1	1
Noumea	4	4	4
Kiritimati	1	1	1
Vava'u	1	1	1
Tahiti	1	1	1
Rest of the World			
Singapore	2	2	2
Tokyo	2	2	2
Hong Kong	4	4	4

Honolulu	1	1	1
Nadi	143	168	148

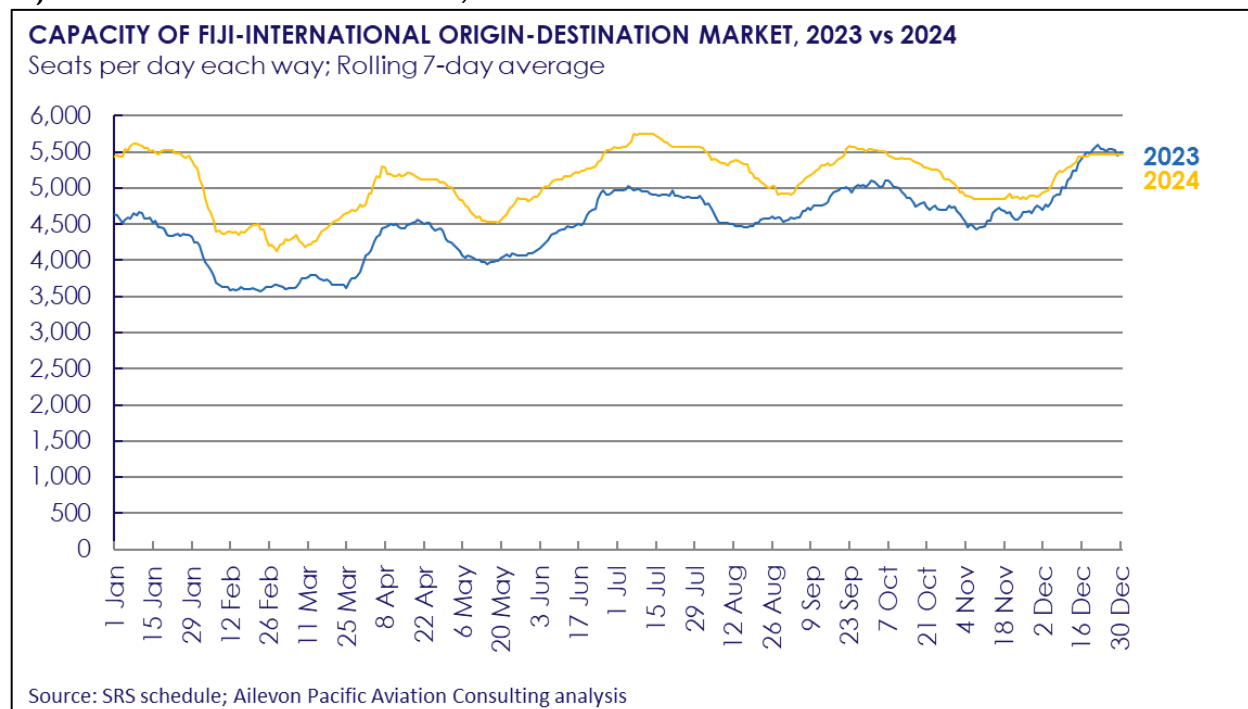
Nausori International Airport:

Destination	Mar-24	Apr-24	May-24
Funafuti	3	3	3
Suva	3	3	3

Recovery of Fiji-International Capacity

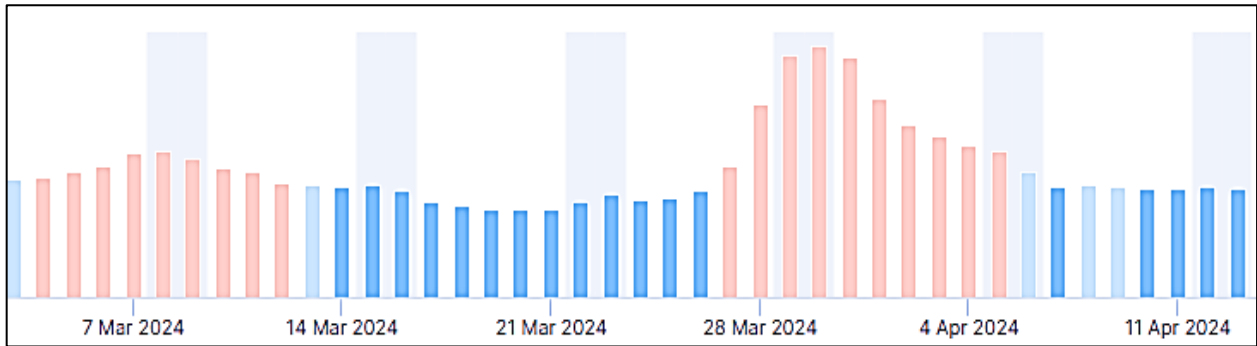


Fiji-International Seat Movement, 2023 v. 2024



Market Outlook: March to May 2024

Market Demand by Stay Date:



➔ Australia, New Zealand, Japan, the United States, and the United Kingdom are the top markets that are searching for flights to Fiji, with an average length of stay of six days.

Top Countries Searching for Flights to Fiji: March to May 2024

Top 10 countries searching for flights	Top 10 countries searching for flights %	Average LOS
Australia	50.6%	6.4
New Zealand	12.5%	5.9
United States	4.3%	7.7
United Kingdom	3.9%	8.2
Japan	3.7%	5.1
South Korea	2.7%	5.5
India	2.3%	6.7
Singapore	2.0%	6.4
Canada	1.8%	7.2
Hong Kong	1.7%	6.6

➔ Compared to last month, flight searches have increased from New Zealand (+0.9%) and decreased from Japan (-1.1%).

Length of Stay:

LOS 1	1.2%
LOS 2	4.1%
LOS 3	9.5%
LOS 4-7	58.1%
LOS 8-14	27.1%

➔ Most searches have an average length of stay of four to seven days, with an increase in searches for stays of four to seven days (+0.3%).