

Capacity and Performance Summary

According to the schedule for 22/01, the total number of international flights scheduled per week is as follows: 136 flights in February 2024, 147 flights in March 2024 and 172 flights in April 2024.

- ➔ Nadi Airport is scheduled for a total of 1,111 flights in February, 1,282 flights in March and 1,457 flights in April. These flights have a total available capacity of 256k one-way seats for February, 288k one-way seats for March and 313K one-way seats for April.
- ➔ Nausori Airport is scheduled for a total of 24 flights in February and 26 flights until July 2024. The scheduled flights have a total available capacity of 1.6k one-way seats for February and 1.8k one-way seats until July 2024.

Fiji-International: Flights per week each way Nadi International Airport:

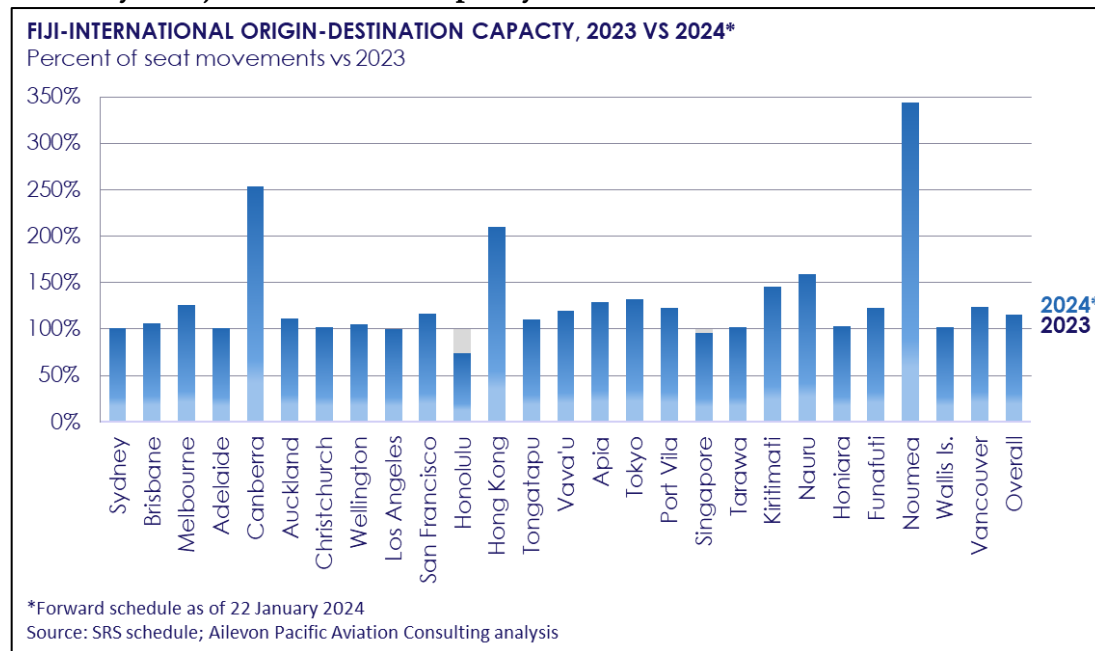
Destination	Feb-24	Mar-24	Apr-24
Australia			
Sydney	22	27	33
Melbourne	13	16	17
Brisbane	14	15	17
Adelaide	2	2	2
Canberra	3	3	3
New Zealand			
Auckland	18	20	28
Wellington	2	2	3
Christchurch	3	3	3
North America			
Los Angeles	7	7	7
San Francisco	3	3	4
Vancouver	2	2	2
Pacific Island			
Nauru	2	2	2
Apia	8	8	9
Tonga	6	6	7
Port Vila	5	5	8
Tarawa	2	2	2
Honiara	3	3	3
Wallis Is.	1	1	1
Noumea	4	4	4
Kiritimati	1	1	1
Vava'u	0	1	2
Tahiti	1	1	1
Rest of the World			
Singapore	3	2	2
Tokyo	2	2	2
Hong Kong	5	5	5

Honolulu	1	1	1
Nadi	133	144	169

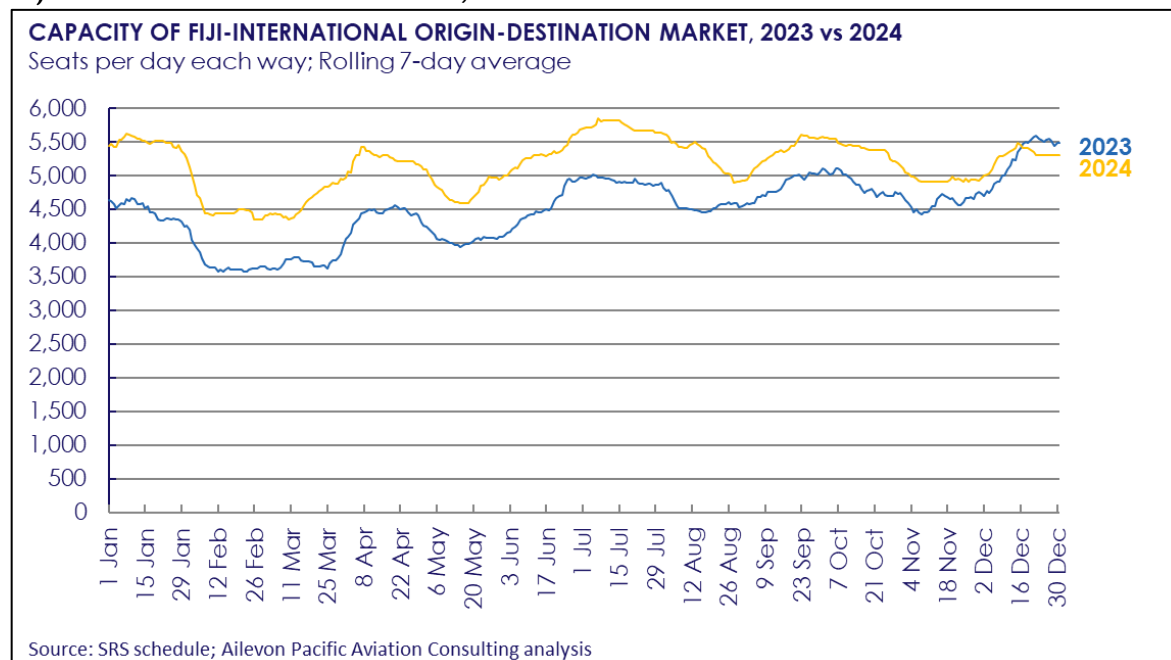
Nausori International Airport:

Destination	Feb-24	Mar-24	Apr-24
Funafuti	3	3	3
Suva	3	3	3

Recovery of Fiji-International Capacity

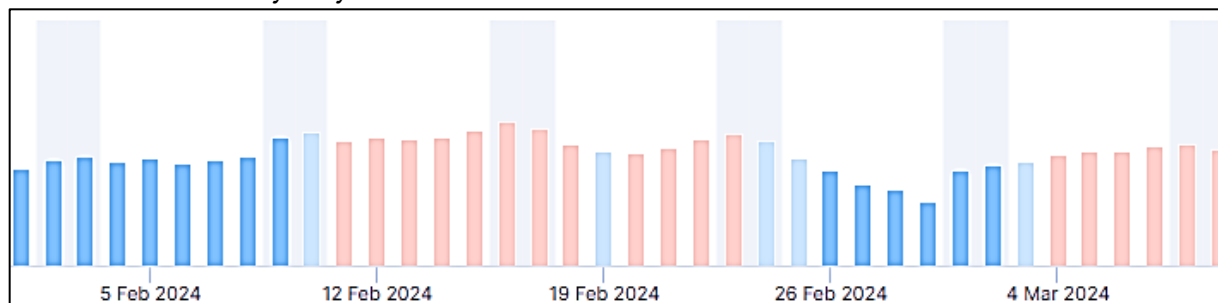


Fiji-International Seat Movement, 2023 v. 2024



Market Outlook: February to April 2024

Market Demand by Stay Date:



- ➔ Australia, New Zealand, United States, United Kingdom and Japan are the top markets that are searching for flights to Fiji, with an average length of stay of six days.

Top Countries Searching for Flights to Fiji: February to April 2024

Top 10 countries searching for flights	Top 10 countries searching for flights %	Average LOS
Australia	45.0%	6.5
New Zealand	12.1%	6.2
Japan	5.5%	5.5
United States	5.4%	7.6
United Kingdom	4.9%	8.6
India	2.4%	6.2
Canada	2.3%	7.9
Hong Kong	2.3%	6.5
Singapore	2.0%	6.7
South Korea	1.7%	5.5

- ➔ Compared to last month, flight searches have increased from the United States (+0.6%), Japan (+0.7%) and decreased from Australia (-2.6%).

Length of Stay:

LOS 1	0.8%
LOS 2	2.9%
LOS 3	9.5%
LOS 4-7	57.9%
LOS 8-14	28.7%

- ➔ Most searches have an average length of stay of four to seven days, with a decrease in searches for stays of four to seven days (-0.3%) and eight to fourteen days (-1.2%).